

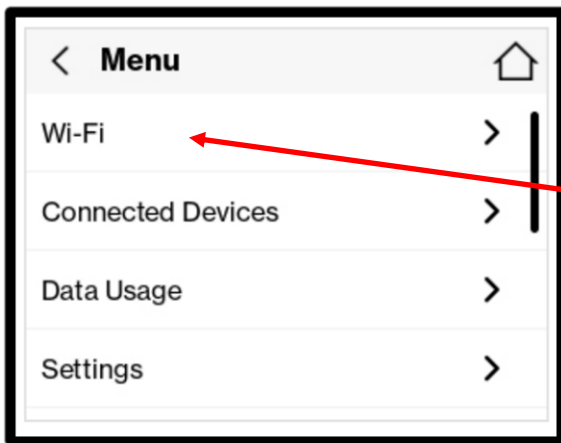
Connecting to Your MiFi Hotspot



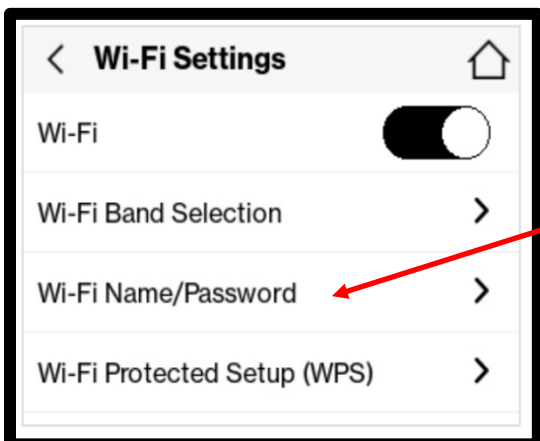
1. Plug the device in to a power outlet and then press the power button on top of the MiFi Box. It is a small gray circle.



2. Choose Menu.

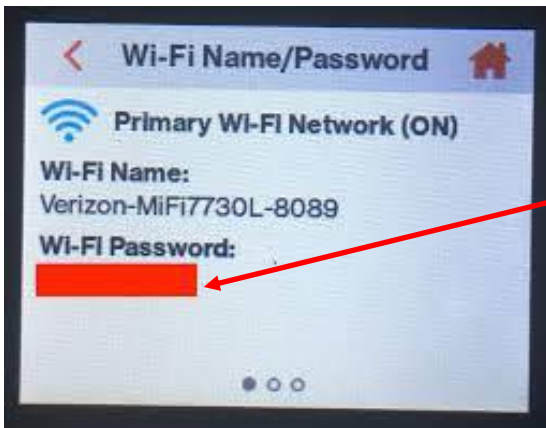


3. Choose Wi-Fi.

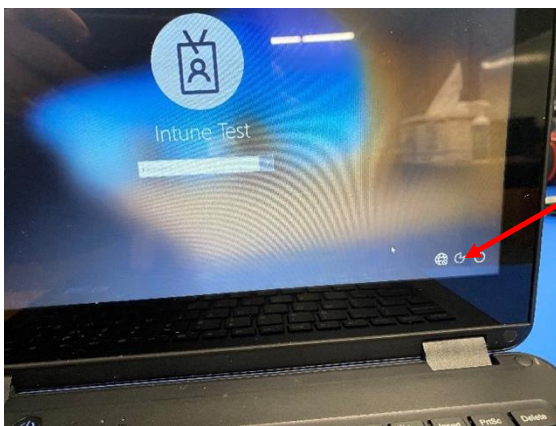


4. Choose WiFi Name/Password.

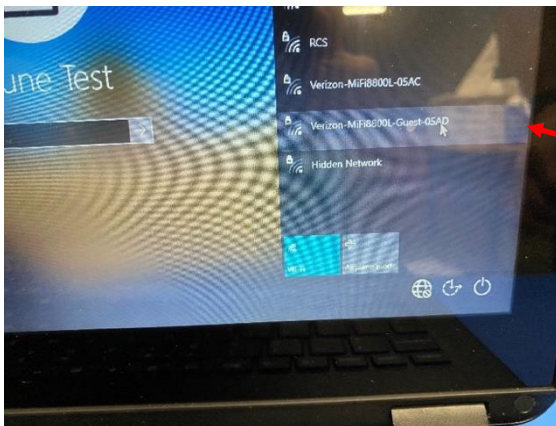
(Over)



5. This is the password you will enter into the computer to connect to the MiFi Box. Every MiFi Box has a unique password.



6. On the computer login screen, choose the globe in the far right corner.



7. Choose the Verizon MiFi Box name in the wireless selection window. Once you select this, you will be prompted for a password. Enter the password that you got in **Step 5** above (WiFi Name/Password window from the MiFi Box) here and choose Connect.

Need Help?

Call 615-382-HOTL (615-382-4685)

or

Chat Live from 8 am – 4 pm

<https://dps-rcstn-net.3cx.net/join/techhotl>